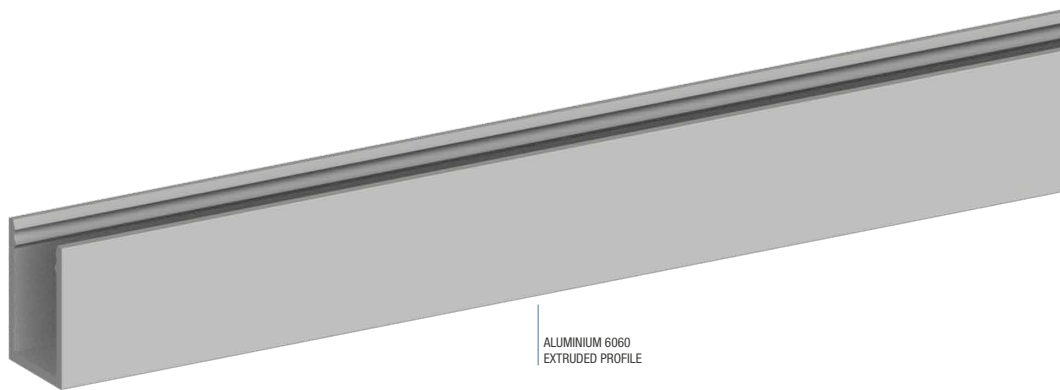
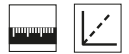


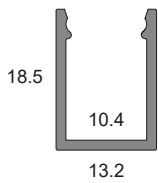
Small-size anodized aluminium 6060 extruded profile, designed and produced to be installed on very thin surfaces. Extremely easy to install, thanks to the brushed snap-in diffuser and side supports. Ideal to house and dissipate LED Strips, and especially suited to illuminate and embellish kitchen and bathroom cabinets, under-wall cupboards, furniture, closets, shelves and display cases. It can also be surface-mounted on the wall, vertically and horizontally.

 EXTRUDED IN ITALY





1:1 SCALE



BASIC CODES

**PA.JEY.**

LENGTH

- 1 1000mm
- 2 2000mm
- 3 3000mm

FINISHES

- 1 Matt white RAL9003
- 2 Matt black RAL9005
- 7 Brushed aluminium

BASIC CODES

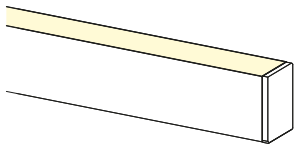
**SJ01.P.**

FINISHES

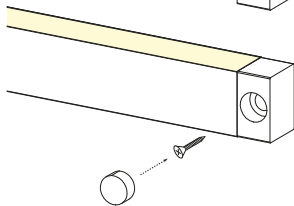
- 1 White
- 2 Matt black
- 5 Grey
- 7 Brushed aluminium

Side ABS closing support. Easy and quick to install, by exerting a slight side pressure.

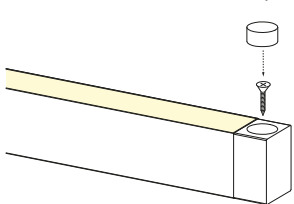
2



10



10



BASIC CODES

**SJ02.**

FINISHES

- 1 White
- 2 Matt black
- 7 Brushed aluminium

Closing and wall-mounting side support. Made of aluminium. Easy to install, thanks to the M3x20 screw hidden in the cover cap.

BASIC CODES

**SJ03.**

FINISHES

- 1 White
- 2 Matt black
- 7 Brushed aluminium

Closing and surface-mounting side support. Made of aluminium. Easy to install, thanks to the M3x20 screw hidden in the cover cap.


BASIC CODES

**PA.12PE41.**

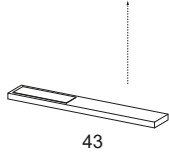
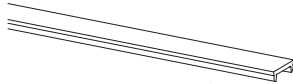
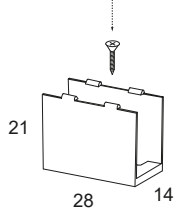
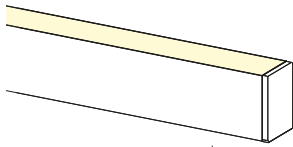
LENGTH

- 1 1000mm brushed
- 2 2000mm brushed
- 3 3000mm brushed

Brushed snap-on diffuser. The diffuser can be easily removed for maintenance operations.



Code example: JEY Profile + 1000mm Length + Brushed Aluminium Finish = Code: PA.JEY.17



BASIC CODES

### SJ04.8

Transparent polycarbonate surface-mounted fixing clip for the JEY profile. Supplied with M3x20 screw. Snap-in profile mounting.

NB. We recommend No. 1 Clip per 500mm

BASIC CODES

### TC22

Rectangular electronic device with ON/OFF TOUCH system. The LED can be switched ON/OFF by gently touching the sensitive device section. To be installed inside the profile, in contact with the diffuser, with the double-sided tape supplied (12Vdc and 24Vdc 3A max.)

Code example: JEY Profile + 1000mm Length + Brushed Aluminium Finish = Code: PA.JEY.17